

A SIGNATURE TOUCH FOR YOUR SPACE



ELEGANT, ELITE PLUS & ELITE COLLECTION

80x160 cm, 60x120 cm, 60x60 cm, 40x40 cm, 20.3x100.7cm



CONTENT

	INTRODUCTION	4
6	OUR INSPIRATION	
	FINISHES	8
10	80x160 cm	
	60x120 cm	68
162	60x60 cm	
	40x40 cm	182
190	20.3x100.7 cm	
	TECHNICAL SPECIFICATIONS	194
198	CERTIFICATIONS	
	ABOUT US	200

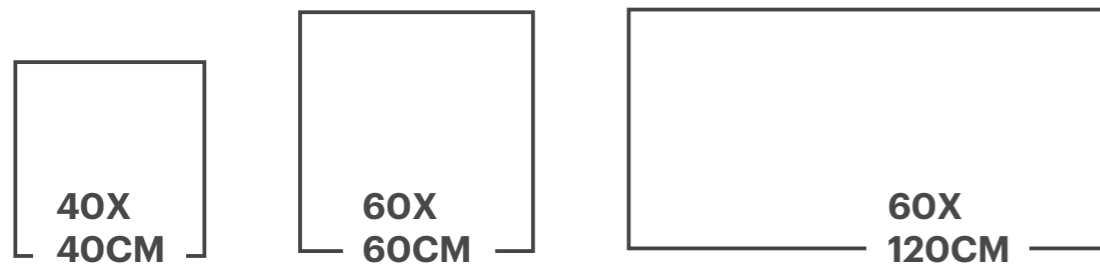
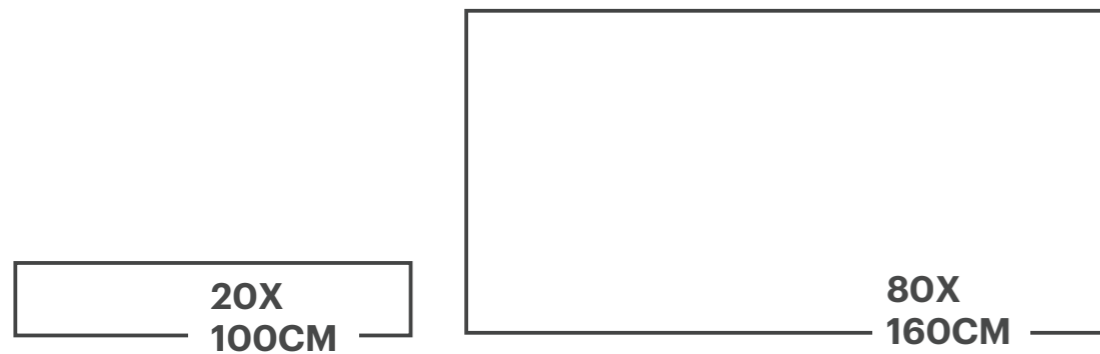
Designing Spaces, Defining Moments

A home is more than walls and ceilings - it's a canvas where life takes shape. The way light glides across a surface, the comfort beneath your feet, the harmony between one space and the next - these subtle details define its character.

At Johnson, we bring this character to life through our signature tiles across various formats.

- 80×160 cm large format tiles for seamless scale and luxurious flow.
- 60×120 cm and 60×60 cm tiles for timeless versatility
- 40×40 cm designed for lasting strength.
- 20.3×100.7 cm plank tiles for a touch that adds warmth and artistry.

With rich textures and elegant finishes, Johnson empowers you to design a home that is distinctly yours. Because a home isn't just where you live - it's where your best moments find their stage.



OUR INSPIRATION



Ethnic

A Fusion of Tradition and Modernity.

They embody the cultural heritage and artistic traditions of civilizations across time, blending historical motifs like Indian block prints and architectural elements with modern manufacturing techniques. Johnson masterfully captures this rich tapestry of storytelling and cultural expression.



Marble

Earth's Art. Perfected.

Born from the heart of the earth. Forged in time. Johnson captures the raw, untamed elegance of marble its bold veins, its whispered textures, its unapologetic luxury. Each tile tells a story of strength and sophistication. More than a surface - Its an inspiration where nature's chaos meet refinement.



Stone

Ancient. Unbroken. Unyielding.

Nature's strength, captured in tile. Johnson channels the raw soul of stone its weathered textures, its silent endurance, its timeless presence. It's a foundation. Grounded in elegance. Built for permanence.



Abstract

Where Emotion Becomes Form.

Unbound by shape. Unleashed by feeling. Johnson captures the raw energy of imagination where colours dance, lines defy, and meaning runs deep. The design is free, bold, interpretive and emotionally charged. More than pattern, it's poetry for your walls.



Floral

Nature's Poetry in Ceramic.

Petals frozen in time. Blooms that never fade. Johnson captures the fleeting beauty of nature, the delicate curve of a leaf, the vibrant burst of a blossom, the whisper of seasons changing. This is more than a design- it's emotion, artistry, and life preserved.



Geometric

Where Order Meets Art.

Lines that speak. Shapes that command. Johnson harnesses the hidden logic of the universe, the sacred symmetry of nature, the pure mathematics of beauty. This is design with intention: sharp, structured, and serenely powerful.



Wood

A Living Story, Carved from Nature.

The warmth of wood tells a story that resonates with timeless comfort and heritage. Wood-inspired plank tiles bring nature indoors with authentic grains, knots, and textures - capturing the charm of real wood while offering durability, easy upkeep, and resistance to scratches and water.

FINISHES



High Glass & High Gloss with Special Colour

High Gloss finish offers a flawless, reflective surface that brightens spaces with elegance. The Special Colours range adds bold, vibrant tones with a mirror-like sheen, creating striking, luxurious interiors and stunning focal points.



Carwing & Carwing with Special Colour

Carwing offers a textured surface that mimics natural grooves, adding depth and organic charm to walls and floors. The Carwing Special Colour finish enhances this with intricate carved effects and rich tones, creating statement surfaces full of character.



Polished and Polished with Special Colours

Polished surfaces adds a timeless finish that reflects light beautifully, bringing clarity, depth, and elegance to interiors. The Polished with Special Colours finish gives a radiant polished surface enhanced with rich, vibrant hues that create a bold and luxurious statement.



Satin & Satin Matt

A smooth, soft-matt surface with a gentle sheen that diffuses light beautifully, adding a layer of understated elegance and a serene personality to any space. The satin finish offer a soft, elegant look with subtle light reflection, making spaces feel warm, sophisticated, and easy to maintain.




Matt and Special Matt

No glare. No noise. Just pure, uninterrupted elegance. The Matt and Special Matt Finish brings depth, sophistication, and a touch of timeless luxury to every space.



80x160cm

HOWARD WHITE



RANDOM PHASES

JEANETTE BIANCO



RANDOM PHASES



JESTON WHITE



RANDOM PHASES



KRAUS WHITE



RANDOM PHASES



NALTON GREY



RANDOM PHASES





REAMS WHITE



RANDOM PHASES



ACCOT BEIGE



RANDOM PHASES



360°
View



BLAXILL WHITE



RANDOM PHASES



CHANDLER BEIGE



RANDOM PHASES



CHANDLER BIANCO



RANDOM PHASES




CHANDLER FERRY



RANDOM PHASES



CORDELL WHITE



RANDOM PHASES



DORIS ICE



RANDOM PHASES



ENRIQUE WHITE



RANDOM PHASES



FINNIAN BIANCO



RANDOM PHASES



GORSKI BLUSH



RANDOM PHASES




HANSEL BEIGE



RANDOM PHASES



HANSEL BIANCO



RANDOM PHASES



JANINE SATUARIO



RANDOM PHASES



PORTIA AZUL



RANDOM PHASES




PORTIA BIANCO



RANDOM PHASES



REANEY SILVER



RANDOM PHASES



REEF BIANCO



RANDOM PHASES





NEXON BEIGE



RANDOM PHASES



OVENS WHITE



RANDOM PHASES



PLAXTON MIST



RANDOM PHASES




ROLIN GREY



RANDOM PHASES




SELSBY BIANCO



RANDOM PHASES



VINER WHITE



RANDOM PHASES



ELEGANT COLLECTION

POLISHED ENDLESS | 80X160 CM



ACONLEY OCRE WOOD



RANDOM PHASES



360°
View



CASSANDRA OFFBEAT




RANDOM PHASES




CASSANDRA OFFBEAT DÉCOR



 RANDOM PHASES



CASSANDRA THUNDER



RANDOM PHASES



CASSANDRA THUNDER DÉCOR



RANDOM PHASES



GABRILLA ACIERE



RANDOM PHASES



GABRILLA MERLIN




RANDOM PHASES



GABRILLA PUDDLE



RANDOM PHASES



SAMANTA BEIGE



RANDOM PHASES




SAMANTA BIANCO



RANDOM PHASES



SAUL BIANCO



RANDOM PHASES



TERESA WHITE



RANDOM PHASES



CLIFTON BIANCO




RANDOM PHASES



360°
View



CLIFTON BRONZ



RANDOM PHASES




CLIFTON GREY



RANDOM PHASES



RAYA ARGILE



RANDOM PHASES




SPENCER BEIGE



RANDOM PHASES



SPENCER SMOKE



RANDOM PHASES





60x120cm

CIMMERIAN BLUE



RANDOM PHASES

LANES BLUE



GLASSCO BLISS



RANDOM PHASES

LANES BLUE DECOR



KROME BLISS




SYZEM GREEN



ELITE PLUS

GLAMOUR (SP. HIGH GLOSSY) | 60X120 CM


VICTOR BLUE



RANDOM PHASES



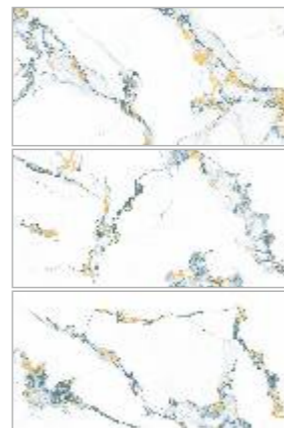

VOWELL BLUE



RANDOM PHASES



WILKIN AQUA



RANDOM PHASES



ANANT BRECIA





RANDOM PHASES



COVINS DECOR



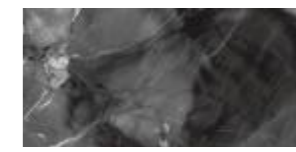

BUDAPEST BLUE



RANDOM PHASES





DARCY BLACK



RANDOM PHASES




COVINS BROWN



RANDOM PHASES





DARCY BRONZ



RANDOM PHASES

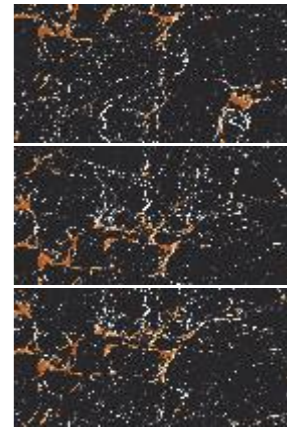



EMPERADOR BRONZE





RANDOM PHASES

MAZONITE BLUE




RANDOM PHASES

GOLVIN BLACK





RANDOM PHASES

MINCHIN BLACK





RANDOM PHASES

LAZEL PORTRO



RANDOM PHASES

OZIAL BLACK



RANDOM PHASES

OZIAL BLACK DECOR




SUPRA GOLD



SCHUMM BLUE



THOM BLUE


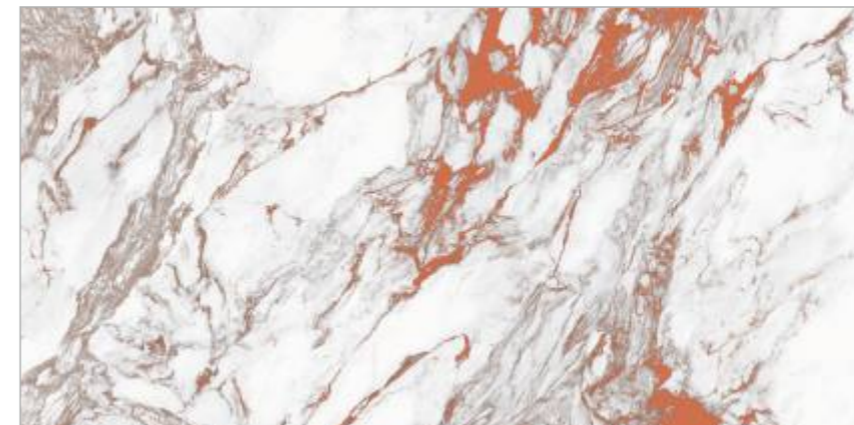


RANDOM PHASES

SUPRA BLUE



VICTOR RED



RANDOM PHASES

ELITE PLUS

MULTI CARWING | 60X120 CM


BONELL AZUL




BONELL BLUE



BONELL CLAIR



CELIK STATUARIO



RANDOM PHASES

MAGILA WHITE





RANDOM PHASES

COWLIN LIME



RANDOM PHASES


EMIN OLIVE



RANDOM PHASES



ANKRET BIANCO DECOR



BACKNEZ BIANCO



RANDOM PHASES

ANKRET CREMA DECOR



BERGO CREMA



RANDOM PHASES

ARIS STATUARIO




RANDOM PHASES

BLAIN DECOR





BONELL BIANCO



DABINETT GREY



RANDOM PHASES



BONELL BIANCO




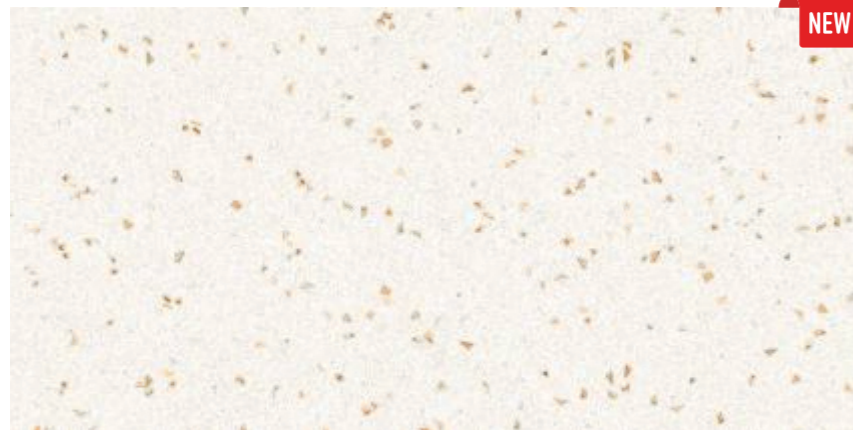
DABINETT SILVER



RANDOM PHASES



COWLIN WHITE



RANDOM PHASES


DEMU STATUARIO



RANDOM PHASES



EMIN BEIGE



RANDOM PHASES

FRYETT BEIGE



RANDOM PHASES

FERRARO DECOR




FRYETT GREY




RANDOM PHASES

FIANNA BEIGE




RANDOM PHASES

FRYETT NERO




RANDOM PHASES

GARNER CREMA



RANDOM PHASES

HALBURT ALMOND




GARNER SILVER



RANDOM PHASES

LEMEN NERO



RANDOM PHASES

HAINES VERDE



RANDOM PHASES


OZIAN WOOD



PLUNKIN DECOR



REFLEX DECOR



RANDOM PHASES



SHIRE WHITE



ALMY STATUARIO




RANDOM PHASES

ASELTINE TEAL




RANDOM PHASES

ANDREE YELLOW




RANDOM PHASES

BACCUS BERRY



RANDOM PHASES

ARNELL GOLD




RANDOM PHASES

BRENDON SMOKE



RANDOM PHASES

CRUFT CREMA



RANDOM PHASES

FIRMIN BLISS ANANT



RANDOM PHASES

CRUFT DECOR



RANDOM PHASES

FIRMIN GREY ANANT




RANDOM PHASES

FENNIE FROST



RANDOM PHASES

FIRMIN INDIGO



RANDOM PHASES


ELITE PLUS

SP. POLISHED (RADIANT) | 60X120 CM

GREEN LEAF



HATTIE LIME



RANDOM PHASES




JOLEN DECOR



ELITE PLUS


SP. POLISHED (RADIANT) | 60X120 CM

NEIL OLIVE



RANDOM PHASES

NYSSA MINT



RANDOM PHASES

NEIL OLIVE DECOR



NYSSA OLIVE



RANDOM PHASES

NYSSA DECOR

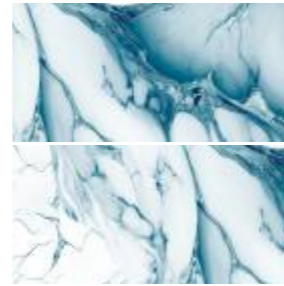



OCTAVIA DECOR



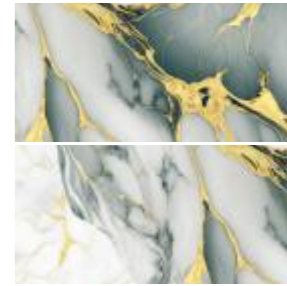
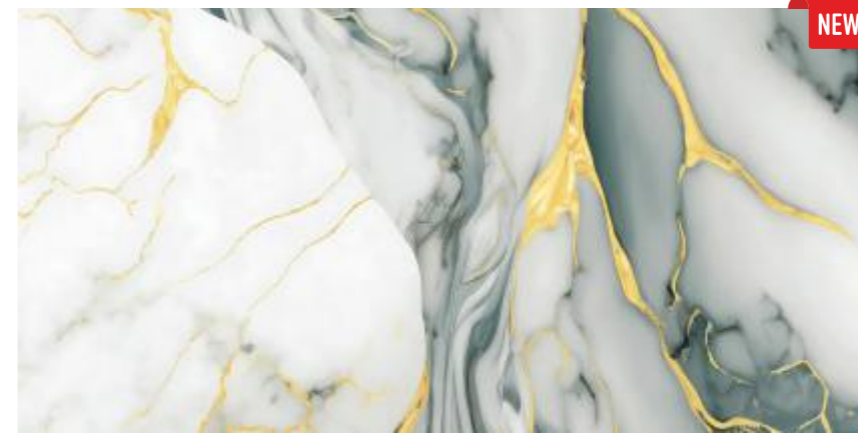
RANDOM PHASES

RAJET BLUE



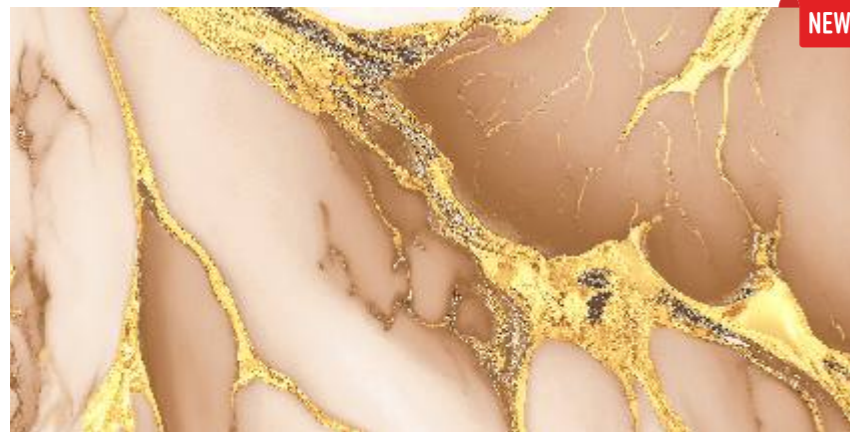
RANDOM PHASES

RAJET TEAL



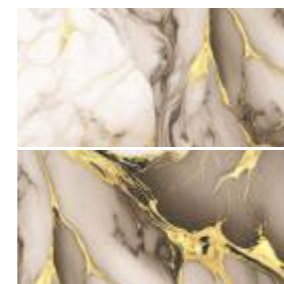
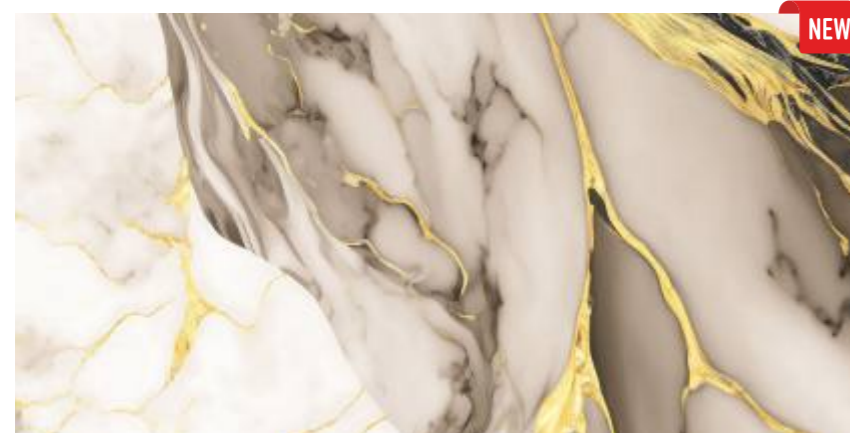
RANDOM PHASES

RAJET GOLD



RANDOM PHASES

RAJET SMOKE



RANDOM PHASES

ALIER BIANCO




RANDOM PHASES

AILER DECOR



AILER GREY




RANDOM PHASES

AKESTER BEIGE



RANDOM PHASES

AKESTER SILVER



RANDOM PHASES

ALEXNDRITE GREY



AMMOLITE ONYX



RANDOM PHASES

ANANT ONYX



RANDOM PHASES

AMORITE GOLD



RANDOM PHASES

ANANT STATUARIO



RANDOM PHASES

ANANT CRESTAL





RANDOM PHASES

AZURITE BUFF




RANDOM PHASES

BLUE SATVARIO



RANDOM PHASES

CARRARA SNOW



RANDOM PHASES

BORRIS WHITE



CARYL SILVER




RANDOM PHASES

BOSSET PEARL



RANDOM PHASES

CIMMERIAN BEIGE



RANDOM PHASES

CIMMERIAN GRIS



RANDOM PHASES

CIMMERIAN IVORY



RANDOM PHASES

CIMMERIAN VERDE



RANDOM PHASES

CIMMERIAN WHITE



RANDOM PHASES

CUESTA GREY



RANDOM PHASES

DIAZO PEARL



RANDOM PHASES

CUESTA MOCHA



RANDOM PHASES

DOLIN WHITE



RANDOM PHASES

DELEXA NATURA



RANDOM PHASES

ESIX STATUARIO



RANDOM PHASES

EUBURA GREY



EUBURA GREY DECOR



EUBURA SILVER




FEAZE BLUE




RANDOM PHASES

FLOYD BLUE



RANDOM PHASES

FLOURITE DOVE




RANDOM PHASES

FRAIS BIANCO



FLOURITE UMBER



RANDOM PHASES

FRAIS GREY



FRAIS GREY DECOR



GAFFEY BEIGE




RANDOM PHASES

FRANCES BROWN



RANDOM PHASES

GEMSON ANANT




RANDOM PHASES

FRANCES CREMA



RANDOM PHASES

GREENLY ONYX



RANDOM PHASES

HALTON GREY




RANDOM PHASES

JACOX WHITE



RANDOM PHASES

HATTIE BRONZ



RANDOM PHASES

JUDITH DECOR



HEATHER STATUARIO



RANDOM PHASES

JUDITH GREY




KAINES SILVER




RANDOM PHASES

KIANNA PEARL



RANDOM PHASES

KERRELL BLUE




RANDOM PHASES

KRISTEN BLISS




RANDOM PHASES

KIANA DECOR



RANDOM PHASES

KUNZ LIME



RANDOM PHASES



KYNITE WHITE



RANDOM PHASES

LAX ANANT



RANDOM PHASES

LAFFINE WHITE



RANDOM PHASES

LINUS ALMOND



RANDOM PHASES

LATTIN CREAM




RANDOM PHASES

LINUS DECOR




MADDOX CLOUD




RANDOM PHASES

MELENI STATUARIO



RANDOM PHASES

MALZER GREY



RANDOM PHASES

MYRON WHITE




MALZER SILVER



RANDOM PHASES

NAPEAN SILVER



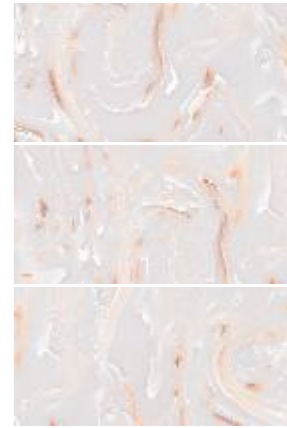
RANDOM PHASES

NEIL MOCHA



RANDOM PHASES

NOMURA RED



RANDOM PHASES

NEIL MOCHA DECOR



NOMURA YELLOW




RANDOM PHASES

NICKEL WHITE



RANDOM PHASES

PANTIRA ANANT



RANDOM PHASES

POMPEI BEIGE



RANDOM PHASES

RANDERS MINT




RANDOM PHASES

PRESTON STATUARIO



RANDOM PHASES

REZIN GREY




RANDOM PHASES

QUILL STATUARIO

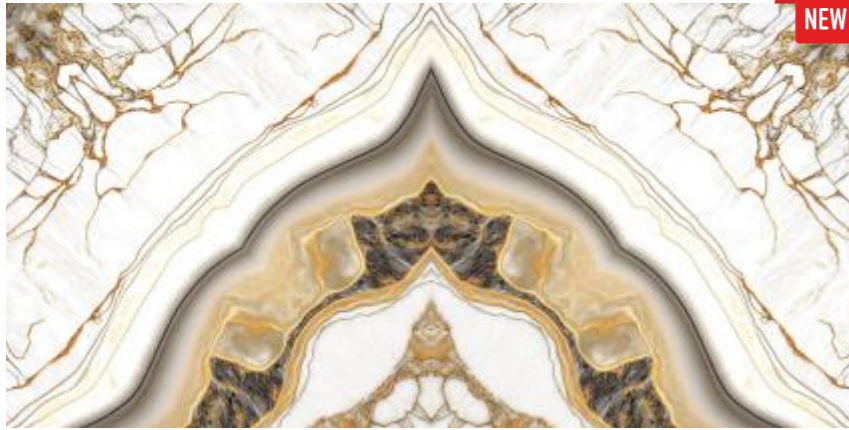


RANDOM PHASES

RICO BLUE



RICO GOLD



SABENN BEIGE




RANDOM PHASES

ROSALIA BIANCO



RANDOM PHASES

SAIFRON GOLD



RANDOM PHASES

ROYAL STATUARIO



RANDOM PHASES

SELBIE BEIGE




RANDOM PHASES

ELITE PLUS
POLISHED | 60X120 CM




SENETT BEIGE




RANDOM PHASES

TORRENS SILVER



RANDOM PHASES

TECTRIX GREEN



RANDOM PHASES

UFFEN SILVER




RANDOM PHASES

TIZARD BLUE



RANDOM PHASES

VERNON PEARL



RANDOM PHASES



BRUSTER AQUA



RANDOM PHASES

BRUSTER PURPLE



RANDOM PHASES


DALLEX WHITE



RANDOM PHASES



AINSON SILVER




RANDOM PHASES

CARYL SILVER



RANDOM PHASES

ANKRET BIANCO



RANDOM PHASES

CHICAGO BEIGE



RANDOM PHASES

ANKRET CREMA DECOR




CIMMERIAN BEIGE



RANDOM PHASES



CIMMERIAN GRIS





RANDOM PHASES

CIMMERIAN WHITE




RANDOM PHASES

CIMMERIAN IVORY



RANDOM PHASES

CRAFTON BIANCO



CIMMERIAN VERDE



RANDOM PHASES

CRAFTON DECOR



DEODAR CEDAR



RANDOM PHASES

PINEWOOD CAMEL




RANDOM PHASES

DUCE BRONZE



RANDOM PHASES

RAUL AMBER



RANDOM PHASES

EDISS WOOD



RANDOM PHASES

RAUL DECOR



REFLEX SLATE



360°
View



RANDOM PHASES

REXWOOD BRONZ





360°
View



RANDOM PHASES

SHELL GREY




360°
View



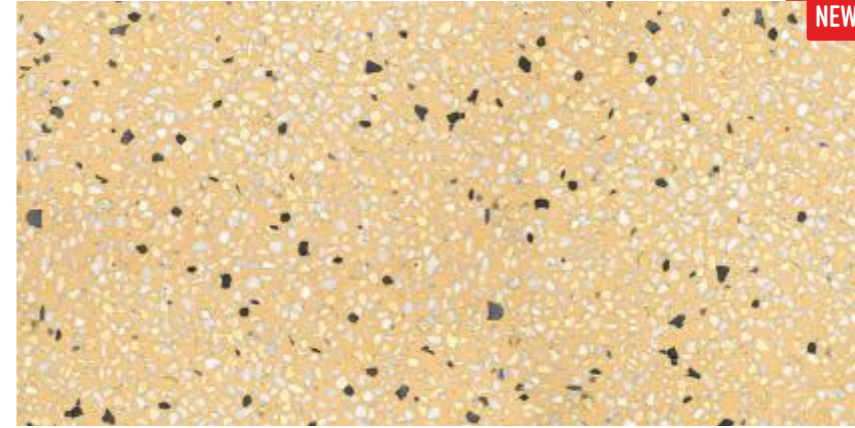
RANDOM PHASES



FINCH CREMA





MARIAN PEACH



FINCH DECOR

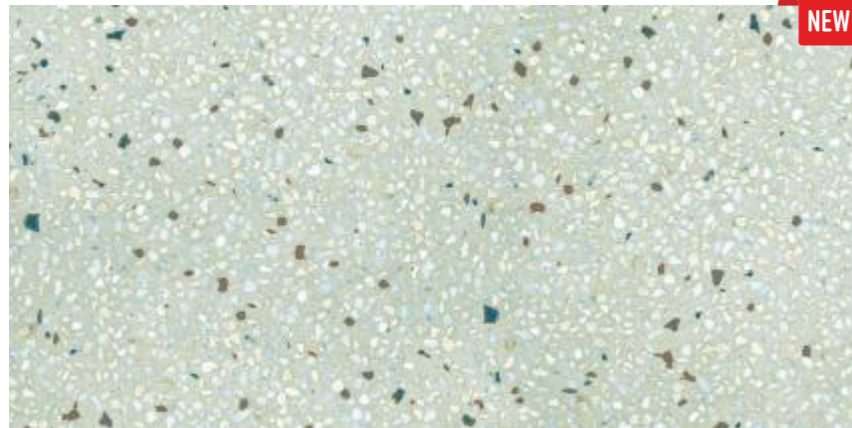


MORIZ AZURE



RANDOM PHASES

MARIAN MINT



BROOMER GREEN



RANDOM PHASES





60x60cm

ELITE

CARWING | 60X60 CM



360°
View



BELIZE GREY



360°
View



HAWAII BEIGE



360°
View




LINZ STATURIO*





360°
View



ACKWORTH AQUA*




360°
View



ALEXIA GREY*



360°
View



ARISTOC BLUE




360°
View



ARROLL BLUE



360°
View



BOLSON SNOW*




360°
View



CARASS SILVER*






COWAP STATUARIO



DEVON STATUARIO



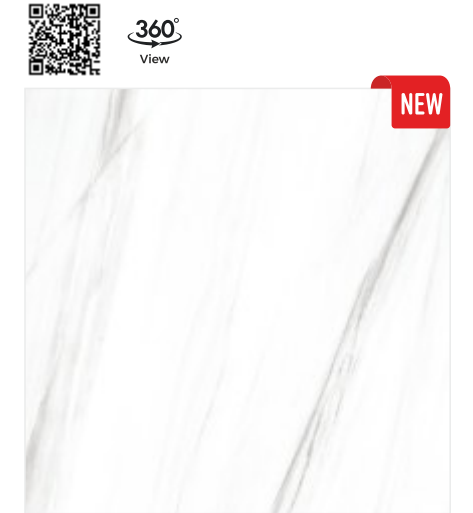
DUKES PEARL




HANK CREMA



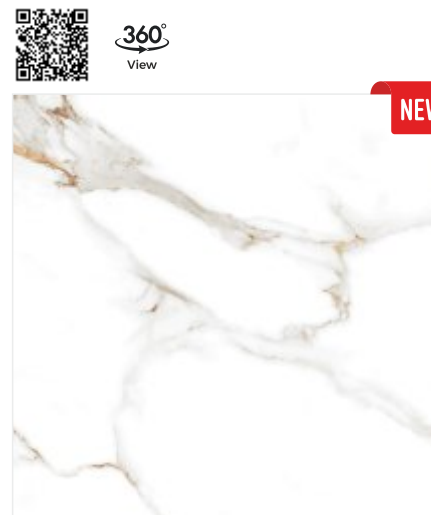
IWAN CARARA*



JUSTIN WHITE




EASTERN BIANCO




ELISE STATUARIO



FAIRER BLISS




KENNEL BLUE*



KENNEL SILVER*




KINSLEY BRONZ



GALLIER STATUARIO*



GILLIAN PEARL



GWEN STATUARIO



LORIANE WHITE




LYNER WHITE*




MIXON TEAL




NIXON IRON



OLBIA BEIGE




PRETONE SILVER




THUNDER GREY




TRITTON SKY*




QUTALIA STATUARIO*




RENOIR STATUARIO*




SHADOW GAFFEY BEIGE




SHADOW FRANCES CREMA




TANSY BUFF*




TERELL WHITE



ALMENO BIANCO*



ALMENO BROWN*




ALMENO CREMA*



AMELIA BROWN




ARTHUR DÉCOR



BONNIE GREY*



CHARLES GREY*




CHARLES PEARL*




CIARA GREY

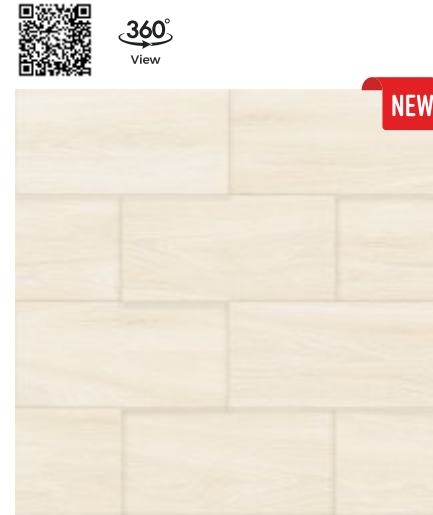




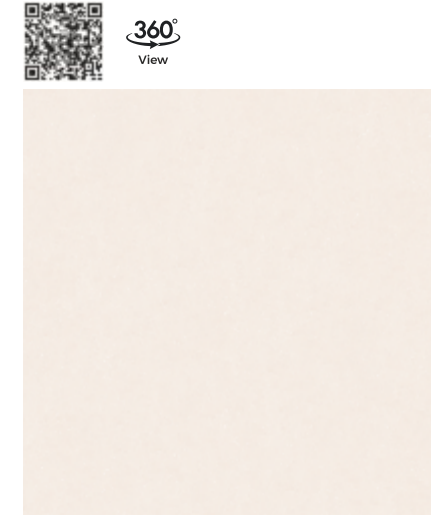
DERRICK ROYAL




DISTON SILVER




EMERSON BEIGE




ILIFF CREAM




ILIFF MELON




ILIEF VERT




EMERSON BROWN



FALLON GRIS



GRANGER DÉCOR*



JANICE BEIGE*




JANICE DÉCOR



JOHNES BEIGE




HACKES IVORY




HARRIET WEINGE




ILIFF BEIGE



JULIUS BRONZ*



LILLIAN BROWN*



LILLIAN DÉCOR



NEW

MARISA BEIGE*



360°
View




NEW

MARISA BEIGE DÉCOR



360°
View



NEW

MARIS BROWN*




360°
View



UNETT BLANCO*



360°
View



NEW

VANESSA ASH



360°
View



NEW

YELENA COPPER



360°
View



NEW

MARIS BROWN DÉCOR



360°
View



NEW

NIGEL BRONZ



360°
View



NEW

OPAL BROWN



360°
View



NEW

PABLIS CHOCO



360°
View



SILAS SLATE



360°
View



TREVOR BLUE

ELITE

MATT | 60X60 CM

JOHNSON
DESIGNERS' CHOICE



* RANDOM PHASES ARE AVAILABLE

MIXON TEAL

ELITE

SP. POLISHED (RADIANT) | 60X60 CM



360°
View




NEW

FERROW BLISS



360°
View



NEW

CLEO GOLD*





40x40cm



360°
View



ANCHORS BROWN




360°
View



BAZENA CREMA



360°
View



BAZENA GREY



360°
View



CORLISS BEIGE*



360°
View



ETHAN MIX




360°
View



FEINT BRONZE




360°
View



BURNS GREY



360°
View



BURNS NERO*



360°
View



CEDRIC BEIGE*



360°
View



FEINT CHOCO



360°
View



FEINT GREEN




360°
View



FEINT GREEN HL



360°
View



CEDRIC GREY*



360°
View



CEDRIC SILVER*



360°
View



CHARM DECOR




360°
View



FEINT NERO



360°
View



FEINT NERO HL



360°
View



GEFFEN LT*



360°
View



GEFFEN HL*



360°
View



GEFFEN DK*



360°
View



MEDDINS BROWN HL



360°
View



MEDDINS GREY*



360°
View



OXBIN GREY*




360°
View



GENEVER GREY



360°
View



HAMBLE BROWN



360°
View



HAMBLE NERO



360°
View



OXBIN HL



360°
View



PAVIZ BEIGE*



360°
View



PAVIZ HL



360°
View



JOEL BEIGE



360°
View



JOEL BIANCO



360°
View



MEDDINS BROWN



360°
View



PAVIZ BROWN




360°
View



RETRO DÉCOR




360°
View



RETRO GRIS



360°
View



SNYDAR NERO




360°
View



RETRO GRASS




360°
View



SNYDAR CEDAR




360°
View



WALLIN BLUE



360°
View



RETRO GRASS MIX



360°
View



SNYDAR MIX



360°
View



WALLIN BROWN





20.3x100.7cm

ELITE PLUS PLANKS

MATT | 20.3X100.7 CM



BANER BEIGE WOOD*



CAPTOR WINE WOOD*



CHERYL WOOD*



CUBAN BEIGE WOOD*



FELOR LATTE WOOD*



GENZO COFFEE WOOD*



GERARD WOOD*



JARRAH CREMA WOOD*



KENTON PECAN WOOD*



MAXINE TAWNY WOOD*



MARTIN WOOD*



ONTOR COFFEE WOOD*



PECAN JERRY*



PHUKET BROWN WOOD*



RAINEIR CHERRY*



TEXAN BIANCO WOOD*



TEXAN GREY WOOD*

TECHNICAL SPECIFICATIONS - 80X160, 60X120 and 60x60 cm

S. No	Property	International Standard ISO 13006 / EN 14411 Group Bla Requirement	Indian Standard IS 15622:2017 Group Bla Requirement	Johnson Tiles Value	Test Method
Dimensions & Surface Quality whichever is less applicable. Rectified edge					
1	Deviation in Length & Width	± 0.3% or ±1.0mm	± 0.1 %	± 0.1%	ISO 10545-2 / IS 13630-1
2	Deviation in Thickness	± 5% or ±0.5mm	± 5 %	± 4%	ISO 10545-2 / IS 13630-1
3	Straightness of Sides	± 0.3% or ±0.8mm	± 0.1 %	± 0.1%	ISO 10545-2 / IS 13630-1
4	Rectangularity	± 0.3% or ± 1.5mm	± 0.1 %	± 0.1%	ISO 10545-2 / IS 13630-1
5	Surface Flatness	± 0.4% or ±1.8mm	± 0.5 %	± 0.2%	ISO 10545-2 / IS 13630-1
6	Surface Quality	Min 95% free from visible defects	Min 95% free from visible defects	>95% free from visible defects	ISO 10545-2 / IS 13630-1
Physical Property					
7	Water Absorption	≤ 0.5% individual Max 0.6%.	Average ≤0.08%, Individual 0.1%, Max	≤ 0.05%	ISO 10545-3/ IS 13630- 2
8	Modulus of Rupture	≥ 35 N/mm ² Individual 32N/mm ² , Min	Average 35 N/mm ² Individual 32N/mm ² , Min	≥ 38 N/mm ²	ISO 10545-4/ IS 13630-6
9	Breaking Strength	700 N Min for thickness < 7.5 mm, 1300 Min for thickness ≥ 7.5 mm	700 N Min for thickness <7.5 mm, 1300 Min for thickness ≥7.5 mm	≥ 1500 N	ISO 10545-4 / IS 13630-6
10	Moisture expansion	Report value	0.02 mm/m, Max	≤ 0.02 mm/m	ISO 10545-10 / IS 13630-3
11	Scratch hardness of surface (Moh's scale)	Not Required	5, Min	≥ 5	IS 13630 -13
12	Resistance to Surface Abrasion of Glazed Tiles for Floor Application	report abrasion class & Cycle passed	Class II , Min	PEI II- III	ISO 10545-7 /IS 13630 -11
13	Coefficient of Linear Thermal Expansion	Report value	Max, 6 x 10 ⁻⁶ K ⁻¹	≤ 6 x 10 ⁻⁶ K ⁻¹	ISO 10545-8/ IS 13630-4
14	Thermal Shock Resistance	Report result	10 cycles Min	No damage	ISO 10545-9 / IS 13630 -5
15	Crazing Resistance of Glazed Tiles	Report result	4 cycles @7.5 bar Min	No Damage	ISO 10545-11/ IS 13630-9
16	Impact Resistance	Report value	0.55, Min	≥ 0.55	ISO 10545-5 / IS 13630-14
17	Slip Resistance for Floor Application	Report value	Manufacturer to declare	≥ 0.4	ANSI B101.3
18	Frost Resistance	Report result	Required if requested by purchaser	No Damage	ISO 10545-12 / IS 13630-10
19	Bulk Density (g/cc)	Report value	2.2, Min	≥ 2.2	ASTM C373-16 / IS 13630-2
20	Color Resistance to UV light	Report result	-	No change in color	DIN 51094
21	Chemical Property (cleansers except to cleansing agents containing Hydrofloric acids and its compounds)				
a	Resistance to Staining - Glazed Tiles	Min Class 3	Class I, Min	Class 3 (ISO) / Class 1(BIS)	ISO 10545-14 / IS 13630-8
b	Resistance to Household Chemicals and Swimming Pool water cleansers - Glazed tiles	GB	AA Min	GA/AA	ISO 10545-13 / IS 13630-8
c	Resistance to acids and alkalis (Glazed Tiles)	Report resistance class	Report resistance class	GA	ISO 10545-13 /IS 13630 -8
22	Lead & Cadmium Release- for Glazed Tiles, where required	Report value	-	Nil	ISO 10545-15

* ISO / IS technical specifications for Johnson tiles are applicable only for premium /1st Quality tile
Please inspect all tiles prior to installation, company will not entertaining complaints once tiles are laid/ fixed

PACKAGING DETAILS

Product	Nominal Size (cm)	No of Tiles/Box	Approx Area/Box (sq m)	Approx Weight/Box (kgs)	Approx Cartons/ 20' Container	Approx Area per Container (sq m)
80x160 Wall Tiles	80x160	2	2.56	52	519	1329
60x120 Wall Tiles	60x160	2	1.44	27	1000	1440
40x40 High Thk 11mm	40x40	5	0.8	18.5	1459	1167
60x60 Floor Vitrified	60x60	4	1.44	26.5	1018	1466

TECHNICAL SPECIFICATIONS - 40X40 cm High Thk 11mm

S. No	Property	International Standard ISO 13006 / EN 14411 Group BlIb Requirement	Indian Standard IS 15622:2017 Group BlIb Requirement	Johnson Ceramic Floor Rectified	Test Method
i) Dimensions & Surface Quality Rectified edge					
1	Deviation in Length & Width	± 0.3% or ±1.0mm	± 0.1 %	± 0.1%	ISO 10545-2 / IS 13630-1
2	Deviation in Thickness	± 5% or ±0.5mm	± 5 %	± 4%	ISO 10545-2 / IS 13630-1
3	Straightness of Sides	± 0.3% or± 1.5mm	± 0.1 %	± 0.1%	ISO 10545-2 / IS 13630-1
4	Rectangularity	± 0.3% or ±2.0mm	± 0.1 %	± 0.1%	ISO 10545-2 / IS 13630-1
5	Surface Flatness (Center Curvature, Edge Curvature & Warpge)	± 0.4% or ±1.8mm	± 0.5 %	± 0.3 %	ISO 10545-2 / IS 13630-1
6	Surface Quality	Min 95% free from visible defects	Min 95% free from visible defects	Min 95% free from visible defects	ISO 10545-2 / IS 13630-1
ii) Physical Property					
7	Water Absorption	6<E≤ 9%	Average 6<E≤ 10%, Individual Max 10.5	6<E≤ 9%	ISO 10545-3/ IS 13630- 2
8	Modulus of Rupture	≥ 18 N/mm ²	Average 18 N/mm ² , Individual 16 N/mm ² , Min	≥ 18 N/mm ²	ISO 10545-4/ IS 13630-6
9	Breaking Strength	≥ 500 N for thickness < 7.5 mm, ≥ 800N for thickness ≥7.5mm	≥ 500 N for thickness < 7.5 mm, ≥ 800N for thickness ≥ 7.5mm	≥ 500 N for thickness < 7.5 mm, ≥ 800N for thickness ≥ 7.5mm	ISO 10545-4 / IS 13630-6
10	Moisture expansion	report value	0.03 mm/m, Max	0.03 mm/m, Max	ISO 10545-10 / IS 13630-3
11	Scratch hardness of surface (Moh's scale)	Not required	4, Min	≥ 4	IS 13630 -13
12	Resistance to Surface Abrasion of Glazed Tiles for Floor Application	report abrasion class	Class II, Min	Class II, V	ISO 10545-7 /IS 13630 -11
13	Coefficient of Linear Thermal Expansion	report value	Max, 9 x 10 ⁻⁶ K ⁻¹	≤ 9 x 10 ⁻⁶ K ⁻¹	ISO 10545-8/ IS 13630-4
14	Thermal Shock Resistance	report result	10 cycles Min	No Damage	ISO 10545-9 / IS 13630 -5
15	Crazing Resistance of Glazed Tiles	report result	4 cycles @7.5 bar Min	No Damage	ISO 10545-11/ IS 13630-9
16	Impact Resistance	report value	0.55, Min	≥ 0.55	ISO 10545-5/ IS 13630-14
17	Coefficient of Friction	-	Manufacturer to declare	≥ 0.4	ANSI A 326.3
18	Frost Resistance	report result	Required if requested by purchaser	No Damage	ISO 10545-12/ IS 13630-10
19	Chemical Property (Cleansers except to cleansing agents containing Hydrofluoric acids and its compounds)				
a	Resistance to Staining - Glazed Tiles	Min Class 3	Class 1, Min	Class 3, (ISO) / Class 1 (BIS)	ISO 10545-14 / IS 13630-8
b	Resistance to Household Chemicals and Swimming Pool water cleansers	GB	Class AA Min	GA/AA	ISO 10545-14 / IS 13630-8
c	Resistance to acids and alkalis (Glazed Tiles)	report resistance class	report resistance class	GA	ISO 10545-13 /IS 13630 -8
20	Colour Resistance to UV light	report result	-	No change in colour	DIN 51094

* ISO / IS technical specifications for Johnson tiles are applicable only for premium /1st Quality tile
Please inspect all tiles prior to installation, company will not entertaining complaints once tiles are laid/ fixed

PACKAGING DETAILS

Product	Nominal Size (cm)	No of Tiles/Box	Approx Area/Box (sq m)	Approx Weight/Box (kgs)	Approx Cartons/ 20' Container	Approx Area per Container (sq m)
40x40 High Thk 11mm	40x40	5	0.8	18.5	1459	1167

TECHNICAL SPECIFICATIONS - 20.3x100.7 cm

S. No.	Property	International Standard ISO 13006 / EN 14411 Group B11b Requirement	Indian Standard IS 15622:2017 Group B11b Requirement	Johnson Ceramic Floor Rectified	Test Method
i)	Dimensions & Surface Quality		Rectified edge		
1	Deviation in Length & Width	± 0.3% or ±1.0mm	± 0.1 %	± 0.1%	ISO 10545-2 / IS 13630-1
2	Deviation in Thickness	± 5% or ±0.5mm	± 5 %	± 4 %	ISO 10545-2 / IS 13630-1
3	Straightness of Sides	± 0.3% or ± 1.5mm	± 0.1 %	± 0.1 %	ISO 10545-2 / IS 13630-1
4	Rectangularity	± 0.3% or ±2.0mm	± 0.1 %	± 0.1 %	ISO 10545-2 / IS 13630-1
5	Surface Flatness (Center Curvature, Edge Curvature & Warpage)	± 0.4% or ±1.8mm	± 0.5 %	± 0.3 %	ISO 10545-2 / IS 13630-1
6	Surface Quality	Min 95% free from visible defects	Min 95% free from visible defects	Min 95% free from visible defects	ISO 10545-2 / IS 13630-1
ii)	Physical Property				
7	Water Absorption	6<E≤ 9%	Average 6<E≤ 10%, Individual Max 10.5	6<E≤ 9%	ISO 10545-3/ IS 13630-2
8	Modulus of Rupture	≥ 18 N/mm ²	Average 18 N/mm ² , Individual 16 N/mm ² , Min	≥ 18 N/mm ²	ISO 10545-4/ IS 13630-6
9	Breaking Strength	≥ 500 N for thickness < 7.5 mm, ≥ 800N for thickness ≥7.5mm	≥ 500 N for thickness < 7.5 mm, ≥ 800N for thickness ≥ 7.5mm	≥ 500 N for thickness < 7.5 mm, ≥ 800N for thickness ≥ 7.5mm	ISO 10545-4 / IS 13630-6
10	Moisture expansion	report value	0.03 mm/m, Max	0.03 mm/m, Max	ISO 10545-10 / IS 13630-3
11	Scratch hardness of surface (Moh's scale)	Not required	4, Min	≥ 4	IS 13630 -13
12	Resistance to Surface Abrasion of Glazed Tiles for Floor Application	report abrasion class	Class II, Min	Class II, V	ISO 10545-7 /IS 13630 -11
13	Coefficient of Linear Thermal Expansion	report value	Max, 9 x 10 ⁻⁶ K ⁻¹	≤ 9 x 10 ⁻⁶ K ⁻¹	ISO 10545-8/ IS 13630-4
14	Thermal Shock Resistance	report result	10 cycles Min	No Damage	ISO 10545-9 / IS 13630 -5
15	Crazing Resistance of Glazed Tiles	report result	4 cycles @7.5 bar Min	No Damage	ISO 10545-11/ IS 13630-9
16	Impact Resistance	report value	0.55, Min	≥ 0.55	ISO 10545-5/ IS 13630-14
17	Coefficient of Friction	-	Manufacturer to declare	≥ 0.4	ANSI A 326.3
18	Frost Resistance	report result	Required if requested by purchaser	No Damage	ISO 10545-12/ IS 13630-10
19	Chemical Property (Cleansers except to cleansing agents containing Hydrofluoric acids and its compounds)				
a	Resistance to Staining - Glazed Tiles	Min Class 3	Class 1, Min	Class 3, (ISO) / Class 1 (BIS)	ISO 10545-14 / IS 13630-8
b	Resistance to Household Chemicals and Swimming Pool water cleansers	GB	Class AA Min	GA/AA	ISO 10545-14 / IS 13630-8
c	Resistance to acids and alkalis (Glazed Tiles)	report resistance class	report resistance class	GA	ISO 10545-13 /IS 13630 -8
20	Colour Resistance to UV light	report result	-	No change in colour	DIN 51094

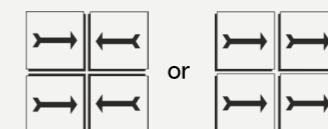
* ISO / IS technical specifications for Johnson tiles are applicable only for premium /1st Quality tile
Please inspect all tiles prior to installation, company will not entertaining complaints once tiles are laid/ fixed

PACKAGING DETAILS

Product	Nominal Size (cm)	No of Tiles/Box	Approx Area/Box (sq m)	Approx Weight/Box (kgs)	Approx Cartons/ 20' Container	Approx Area per Container (sq m)
20.3x100.7 Floor Matt	20.3x100.7	5	1.00	20.3	1330	1330

JOHNSON FLOOR TILE FIXING INSTRUCTIONS

- Plaster the surface to be tiled with a good finish and complete the rendering and curing at least two weeks prior to tiling. **DO NOT FIX TILES ON FRESH SURFACE.**
- Before fixing the tiles, ensure acceptable blend of shade and design pattern by dry laying procedure. Please note that shade and size variation are the inherent characteristics of all fired ceramic products.
- The company bears no responsibility towards the tiles exposed to outside process like transfers, printing, firing etc.
- For fixing these tiles, we recommend the use of ARDEX ENDURA tile fixing adhesives. For best results, follow the instructions provided along with the adhesives. Adhesive will be type 3 or 4.
- For fixing these tiles using sand and cement, follow the instruction given below:
 - Use cement and sand mortar in the ratio of 1 : 3. Add some water to create a consistent paste. **DO NOT USE NEAT CEMENT FOR FIXING TILES.**
 - Once the mixing has been completed, do not add more water and use the mixture within one hour.
 - Incase of 20.3x100.7 cm (ceramic tiles) soak the tiles in clean water at least 30 minutes before fixing. Remove the tiles from the water and allow them to drain to ensure that there is no film of water on the tile surface.
 - Apply a 20-30 mm layer of bedding material evenly over an area of 1 square meter at a time on the surface of the area. Apply a fine slurry to the back of the tile to ensure proper and full bedding. Press gently for even adherence at the back of the tile. **DO NOT USE AN IRON HAMMER OR SOME HEAVY MATERIAL TO PRESS THE TILE.**
- Mark and lay out the tiles from the centre / one corner of the area to be laid so that cut tiles, if any, will be on the outer edges towards walls.
- WE STRONGLY RECOMMEND USING SPACERS OF MORE THAN 2 MM SIZE WHEN LAYING TILES FOR BETTER SURFACE FINISH.**
- The nominal work size of tiles is as printed on the carton. It is advisable to maintain a gap of 3mm to 5 mm between every tiles & a depth of 6 to 8 mm to absorb stress due to thermal expansion.
- Wait for 24 hours after fixing the tiles. After this period, fill the joints with cementitious or epoxy grouts from ARDEX ENDURA (INDIA) PVT. LTD.
- Fifteen minutes after the grouting process, wipe off the excess grout with a damp sponge and polish the tiles with a soft, dry cloth.
- Protecting the tiled floor – After tiling is over, tiles should be covered by fiber sheet at least for 48 hours.
- Please note that floor tiles are specially manufactured for use on floor. However, they may also be used on internal walls, but not recommended for external walls or for elevation.
- For cleaning tiles, use a moist cloth or sponge with water or diluted soap solution. **DO NOT SCRUB OR SCRATCH.** You can also use tile & stone cleaners from ARDEX ENDURA (INDIA) PVT. LTD.
- DO NOT USE ACID / ALKALI / SOLVENT / OILS / CLEANING POWDERS ETC. FOR CLEANING TILES.**
- Please note: the company does not accept any liability in case of problems arising out of non-adherence to these tile fixing instructions.
- THE COMPANY WILL BEAR NO RESPONSIBILITY AFTER THE TILES ARE FIXED.**
- Kindly look for the arrow (➔) on the back of tile and follow the laying pattern as shown below:-



NOTHING IN THESE INSTRUCTIONS IS A SUBSTITUTE FOR GOOD WORKMANSHIP AND SUPERVISION

CERTIFICATIONS

H & R Johnson (India) is one of the India's largest tile manufacturer. It's commitment to quality, service and innovation is backed by certification from the world's leading accreditation bodies.



ISO 45001: 2018

For implementing an occupational health & safety management system for the manufacturing of ceramic tiles.



ISO 9001: 2015

For implementing a quality management system for the manufacture and supply of ceramic tiles.



ISO 14001: 2015

For implementing an environmental management system for the manufacturing of ceramic tiles.



IGBC

Certificate of merit for energy conservation, bureau of energy efficiency, ministry of power. A recognition for the efficient use of energy and its conservation.



Griha

Griha council is a joint initiative of the Ministry of New and Renewable Energy, GOI and The Energy and Resources Institute of Griha, India's national rating system for sustainable habitats.



Plant has received safety award by National Safety Council.

Green pro is a product certification given by the Confederation of Indian Industry (CII), which signifies environmentally conscious life cycle of the production; certification of eco-friendly products that helps customers make an informed choice towards sustainable products.



Trusted Brand

Consumer-based research award – Johnson has been awarded the Reader's Digest Trusted Brand award with the Gold award in the Tiles category, also received award for bath fittings category.



Superbrands

Johnson has been awarded the Superbrand 2025 in both consumer and industry validation, which strengthens the brand's positioning and trust in the marketplace.



YOU CAN ALSO REACH US AT

Region	Branch	Tel.:	Region	Branch	Tel.:
East	Kolkata	033-46021880	North	Jaipur	0141-2368329
	Bhubaneswar	0674 6539836/37/2430240		Lucknow	9076900636
	Siliguri	9836065812		Varanasi	0542-2222620
	Guwahati	8135846661/7575900492		Patna	9576038781
	Ranchi	9576038118	Bengaluru	080-22234310 / 080-22234330	
West	Mumbai	022-40647500	Hyderabad	040-29802270 / 71 / 72	
	Thane	022-25867600 / 666	Vijayawada	9666429666	
	Pune	020-41301164 / 31	Kochi	0484-4871277	
	Aurangabad	8669600748	Kozhikode	0422-4382698	
	Ahmedabad	079-48480010	Thiruvananthapuram	0471-2720141	
	Raipur	0771-4919129	Chennai	044-28544116 / 28541881	
	Indore	0731-4007441	Coimbatore	0422-4382698	
North	Chandigarh	0172-4656940	Trichy	9486718544	
	Delhi	011-49526600			

EXPERIENCE CENTERS


Location	HOUSE OF JOHNSON (Address)	Tel.:
Ahmedabad	F 106-107-108, Shivalik Plaza, Near Panjrapole Ambawadi, IIM Rd., Ahmedabad, Gujrat-380015.	079-48480010
Mumbai - Andheri	1 st Flr, Bonanza Building, Sahar Plaza, CTS No 243 (a), Kondivita Village, Mathurdas Vasanji Rd., Andheri Kurla Rd., Andheri (E), Mumbai-400059.	8433950699
Bhubaneswar	Indradhanu Market, Near Reliance Fresh, Ray Tower, N4/237, IRC Village, Nayapalli, Bhubaneswar-751015.	9777092717
Calicut - Kozikodhe	Gr. Flr., Tilal Tower, Survey No. 279/32, 279/33, Near Nexa Showroom, Kudilthod, Malaparamba Bypass, Calicut-673017.	0495-2357505
Chandigarh	SCO-214, Sector-14, Panchkula-134113.	0172-4637724
Chennai	82, 84 & 86 Bascon Maeru , 1 st flr, Kodambakkam High Road, Nungambakkam, Chennai-600034.	044-48611632
Coimbatore	Elysium Towers (Gr. Flr) No 21, ATT Colony Park Gate Road, Coimbatore-641 018.	0422-4382698
Delhi	First & Mezzanine Flr., B-1/G-3, Mohan Industrial Estate, Mathura Road, New Delhi-110044.	11-49526600
Ernakulam - Kochi	Gr. Flr, Door No. 11/300 F, Next to VTJ Hyundai, NH-47, Kundanoor, Maradu, Ernakulam-682304.	0484-4607321
Guwahati	1 st Floor, Above Royal Riders Honda, Near Rahul Kata, Pub Bragaon, Garchuk, Guwahati-781035.	8433721099
Indore	Shop No. 5, 6, 7, 8, Upper Gr. Flr, Exotica, Shalimar Township, Village Niranjanpur, A.B. Rd., Indore-452001	0731-4007441
Kolkata	Trinity Tower, Gr. & 1st Flr, 83 JBS Haldane Avenue, Topsia Main Rd., Kolkata-700046.	033-48141987/48141988
Lucknow	1 st Flr, Plot No. CP-4, Vijayant khand 3, Gomtinagar Yojna, Lucknow - 226010.	9076900636
Pune	Sable House, Poona Snuff Factory, Sr. No. 11 A, Plot 408/4/5 Satara Road, Gultekadi, Pune-411037.	7350009364
Patna	S.K. Builders, 1 st Flr., SK Place, Saguna More, Patna, Bihar-801503.	8809616333
Raipur	2 nd Floor, MM Silver Plaza, Opp. Udyog Bhawan, Ring Road - 1, Raipur- Chattisgarh-492001.	0771-4919129
Thane	Shop No. 5, Gr.Floor, Cosmos Jewels, Near Dmart, Anand Nagar, Ghodbunder Rd., Thane West-400615.	022- 40691122
Trivandrum	1 st Flr., Sreedhanya Apex, TC 22/3720 (4) Vellayambalam, Sasthamangalam PO, Thiruvananthapuram Kerala-695010.	0471- 2720141
Varanasi	D59/103 D4, 1 st Flr., Ashakunj, Opp. Siddhartha Complex, Sigra Mehmoorganj Rd., Varanasi, Uttar Pradesh-221010.	0542- 2222620
Bengaluru	56 A, Ramamurthi Nagar Main Rd., opp. New Baldwin School, Dodda Banaswadi, Bengaluru-560043.	080- 41692976/41692060
Hyderabad	JSP Jubilee Crown (3 rd Flr.) Plot - 1270, Rd., No. 36, Jubilee Hills, Hyderabad - 500033.	040- 29802270/71/72

Location	OTHER STORES (Address)	Tel.:
Aurangabad HOJ	HOJ - Aurangabad-Gut No. 16/44, NH-211, Near Balapur Phata, Near Ramkisan Lawns, Beed Bypass Rd., Aurangabad-431005.	8433741799
Factory Outlet Silica	PJL, Survey No. 102, Gopinathpatnam Rd., Narayana Puram Village, Ungutur Mandal, Near Chebrolu, Elluru-534406.	
Bengaluru	TBK Pratap Tile Bath Kitchen Pvt. Ltd. No.39, Rajaram Mohan Roy Rd., Opp. Kanteerava Stadium, Bangaluru-560027.	080-22234310/22234330
Kunigal-Factory Outlet	M/s Prism Johnson Limited - factory Outlet, Plot No's-1 To 12 Kiadb Indl. Are, anchepalya Villege, Kunigal Taluk Tumkur-572126.	8433920399
Dewas-Factory Outlet	PJL, H & R Johnson (India) Division , Tile Bazaar, I. S. Gajra Industrial Area No. 2, In Front of Malwa Stripe, A. B. Rd., Dewas-455001.	
Pen-Factory Outlet	PJL, H & R Johnson (India) Division, Tile Bazaar, Village Khar Devli, Gadab, Taluka Pen, Raigad-402107.	8433936199
Vijayawada Mini	HOJ - 2 nd Flr., Plot No. 12, Rd., No.1, New Postal Colony, Patamata, Vijaywada-520010.	

For address and contact numbers of our Johnson Exclusive Showrooms and Authorized Retailers, please visit our website www.hrjohnsonindia.com



ABOUT US

H & R Johnson (India) has pioneered the Indian tile industry with its expertise and legacy earned over the last 67 years. As one of the leading brands, H & R Johnson (India) has been grounded on its vision to provide consistent high quality products across a mammoth collection of tiling and bathware solutions incorporating best-in-class technology & designs to meet the evolving needs of our customers. Johnson has the most modern manufacturing units across strategic locations in India, and we have grown to build a 64 million m² production capacity per annum across 11 state-of-art tile manufacturing plants (including joint ventures) and 2 faucet manufacturing plants. Being one of India's trusted tile brands, we proudly carry forward the legacy of trust and quality in every product we craft.



Built on standards. Backed by trust.

At H&R Johnson, trust begins at the source and being India's most trusted tiling brand, requires that trust to be maintained at every stage of creating a product that bears the name of the brand. Even the dies and punches are crafted in our own tool room for unmatched precision. From raw materials to the final finish, every step in the process comes with the same quality and assurance that is expected from us. We are among the few players in India with a huge range of porcelain tiles under EN14411, Group B1a certified by the leading auditor Sedex and marked by CE for our supreme quality.



Shaping quality through excellence.

Johnson has the most modern manufacturing units across strategic locations in India. Our manufacturing facilities employ the best technology from world leaders in tile manufacturing equipment. All our plants are ISO compliant with both 9001 and 14001 certifications as well as OHSAS 18001 certification.



H & R JOHNSON (INDIA) DIVISION

Corporate Office:

"Rahejas", Main Avenue, 3rd Floor, V. P. Road,
Santacruz (W), Mumbai - 400 054.

+91 84510 57484



1800-210-7484

www.hrjohnsonindia.com

tiles.customercare@prismjohnson.in

For Export enquiries:

exports.customercare@prismjohnson.in

 HRJIndia  @hrjohnsonofficial  <https://x.com/hrjohnsonindia>  hrjohnson_india  h-&-r-johnson-india-prism-johnson-limited  HRJohnsonIndia1

Colors shown are as accurate as the limitations of the printing process will allow. Prospective customers are advised to inspect a sample of the tile before ordering. Every effort has been made to ensure the accuracy of the information given. However, the company reserves the right to change the specifications without prior notice. Sometimes, variations in shade or size may occur which is inherent to the ceramic industry. Before fixing the tiles, we urge you to read and follow the fixing instructions given on the carton box of the tiles.

The company will not take any responsibility and will not accept any complaints of shade, size or planarity once the tiles have been fixed. Although every effort is made to ascertain that all the information provided in this brochure is accurate before printing, errors may still happen. Please contact the local branch office for updated information before placing orders. The information contained in this catalog is given in good faith. The Company takes no liability on account of any loss or damage either consequential or otherwise as a result of the information provided therein.