

RANGE VOL 2 | MARCH 2026

UNIT
03

SOMANY

Somany Ceramics Limited

Corporate Office: F-36, Sector-6, Noida-201301, Uttar Pradesh; Ph: 0120-4627900

Ahmedabad Office: 601 - 606, 6th Floor, Aalps Euphoria, Opp. Adani CNG Pump, B/s. Gota Flyover, S.G. Highway, Ahmedabad- 382481; Ph: 079-27661103 & 04.

Registered Office: 2, Red Cross Place, Kolkata- 700001; Ph: 033-22487406/5913

www.somanyceramics.com | E-mail: customer.care@somanyceramics.com

Toll Free No.: 1800-103-0004 (Timing: 10:00 am - 6:30 pm; Mon - Fri)

DURAGRES / FAB / CATALOGUE / MARCH 2026



UNIT
03

RANGE VOL 2 | MARCH 2026

DURAGRES

FAB
collection

600 x 600mm

SOMANY

FAB

collection

Some surfaces exist. Others hold their ground. The Duragres FAB collection belongs to the second kind. Drawn from nature's finest references, the precise veining of marble, the weathered character of stone, the warm grain of wood, and a curated range of decorative elements that enrich every surface.

Available in 600x600mm, FAB presents three distinct finishes, each with its own character. Full Polished brings a luminous, mirror-like depth that amplifies light across any surface, letting the veining speak with full clarity. Matt grounds the room with the raw, textured presence of natural stone and wood. Satin Matt reveals softly toned marble-like surfaces in a finish that is gentle on the eye. Each glazed vitrified surface is engineered to resist stains, prevent the gradual accumulation of dirt, and remain scratch-resistant across the long arc of daily life.

Across residential floors and walls, the calm of a bathroom, the quiet ambition of a corporate office, and the enduring demands of institutional and commercial interiors, FAB brings the same material conviction to every space it enters.

DRAWN FROM EARTH'S FINEST

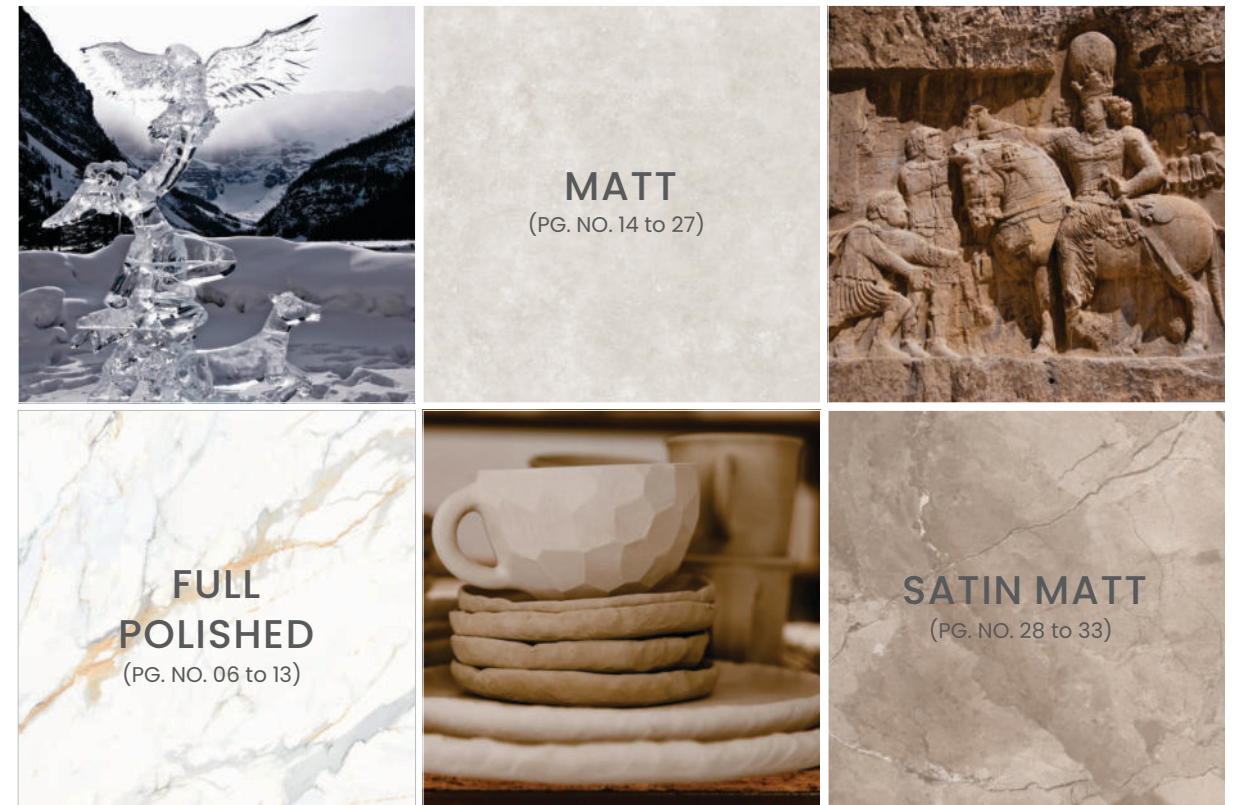


SURFACES OF DISTINCTION

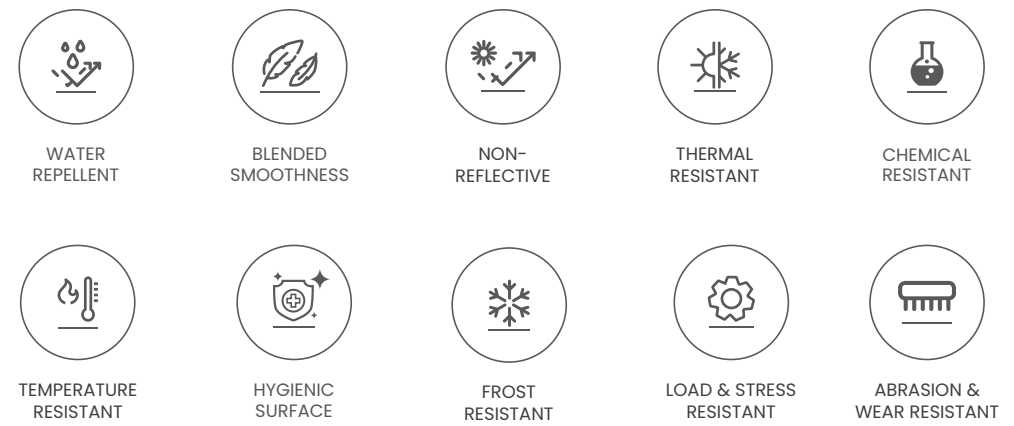
The richness of FAB expands across three distinct finishes. With a shimmering aesthetic and enduring performance, FAB offers the freedom to personalise every surface and craft spaces that speak the language of your world.



INDEX



TECHNICAL FEATURES



APPLICATION AREAS





**600x
600mm**

GLAZED VITRIFIED TILES


FULL POLISHED




**TEMPERATURE
RESISTANT**


**EASY TO
CLEAN**


**FROST
RESISTANT**


**EASY TO
LAY**


**CHEMICAL
RESISTANT**



FLOOR: FAB ALBATO LIGHT GREY FP



FLOOR: FAB ALBATO LIGHT GREY FP




FAB ADELYN BEIGE FP V3
600x600mm
FULL POLISHED




FAB ADRIK BIANCO FP V4
600x600mm
FULL POLISHED



FAB ALBATO LIGHT GREY FP V4
600x600mm
FULL POLISHED



FAB ALPINE STATURIO FP V4
600x600mm
FULL POLISHED



FAB ADRIK CREMA FP V4
600x600mm
FULL POLISHED



FAB ADRIK GREY FP V4
600x600mm
FULL POLISHED




FAB ARIA CALACATTA FP V4
600x600mm
FULL POLISHED



FAB BARAJAS MARRON LIGHT FP V3
600x600mm
FULL POLISHED



FAB ADRIK MUSHROOM FP V4
600x600mm
FULL POLISHED



FAB ALBATO DARK GREY FP V4
600x600mm
FULL POLISHED



FAB CAMUS LIGHT GREY FP V4
600x600mm
FULL POLISHED




FAB CUPID GREY FP V2
600x600mm
FULL POLISHED

FULL POLISHED

600x600mm

GLAZED VITRIFIED TILES



FAB DINARA BIANCO FP V4

600x600mm
FULL POLISHED



FAB ELISHA GOLD FP V4

600x600mm
FULL POLISHED



FAB IRISH CREMA FP V4

600x600mm
FULL POLISHED



FAB MONTANO GREY FP V4

600x600mm
FULL POLISHED



FAB DINARA GREY FP V4

600x600mm
FULL POLISHED



FAB FLOS LIGHT GREY FP V4

600x600mm
FULL POLISHED




FAB MONTANO CREMA FP V4

600x600mm
FULL POLISHED




FAB MONTANO GRIS FP V4

600x600mm
FULL POLISHED



FAB GLACIER WHITE FP V1

600x600mm
FULL POLISHED



FAB FLOS OYSTER FP V4

600x600mm
FULL POLISHED



FAB MONTANO BROWN FP V4

600x600mm
FULL POLISHED



FAB NAVONA BEIGE FP V4

600x600mm
FULL POLISHED



FLOOR: FAB IRISH CREMA FP



FLOOR: FAB IRISH CREMA FP

FULL POLISHED


600x600mm

GLAZED VITRIFIED TILES




FAB TEAGAN BIANCO FP V4

600x600mm
FULL POLISHED




FAB TERRAZO CREMA FP V2

600x600mm
FULL POLISHED




FAB TEAGAN GREY FP V4

600x600mm
FULL POLISHED



FAB TERRAZO GREY FP V2

600x600mm
FULL POLISHED



FAB TEAGAN BROWN FP V4

600x600mm
FULL POLISHED




FLOOR: FAB TEAGAN GREY FP


600x
600mm

GLAZED VITRIFIED TILES


MATT




**TEMPERATURE
RESISTANT**


**EASY TO
CLEAN**


**FROST
RESISTANT**


**EASY TO
LAY**


**CHEMICAL
RESISTANT**



FLOOR: FAB AVALLON MOCHA



FLOOR: FAB AVALLON MOCHA

MATT

600x600mm

GLAZED VITRIFIED TILES




FAB ADINA WOOD MAHOGANY V4

600x600mm
MATT



FAB AVALLON MOCHA V4

600x600mm
MATT



FAB BELDEN STONE METAL GREY V1

600x600mm
MATT



FAB BELDEN STONE SAND V1

600x600mm
MATT




FAB ADINA WOOD WALNUT V4

600x600mm
MATT



FAB AVALLON BROWN V4

600x600mm
MATT




FAB BELDEN STONE ASH GREY V1

600x600mm
MATT




FAB BELDEN STONE MINK V1

600x600mm
MATT



FAB BORIS DARK GREY V4

600x600mm
MATT



FAB BORIS LIGHT GREY V4

600x600mm
MATT



FAB BELDEN STONE IRON V1

600x600mm
MATT



FAB BEROAL STONE BIANCO V1

600x600mm
MATT

MATT

600x600mm

GLAZED VITRIFIED TILES



FAB BEROAL STONE GREY VI

600x600mm
MATT




FAB CASA MARTIL GREY VI

600x600mm
MATT



FAB CALLIS LIGHT GREY V4

600x600mm
MATT



FAB CORONADO STONE BIANCO V3

600x600mm
MATT



FAB CASA BELA BEIGE VI

600x600mm
MATT



FAB CASA DMITRI BLUE V4

600x600mm
MATT



FAB CALLIS DARK GREY V4

600x600mm
MATT



FAB CORONADO STONE GREY V3

600x600mm
MATT




FAB CASA KENITRA BEIGE VI

600x600mm
MATT



FAB CALLIS BROWN V4

600x600mm
MATT



FAB CORONADO STONE BEIGE V3

600x600mm
MATT



FAB CORONADO STONE FIRE V3

600x600mm
MATT



FLOOR: FAB TERRAZO BIANCO STONE




FLOOR: FAB TERRAZO BIANCO STONE

MATT

600x600mm

GLAZED VITRIFIED TILES



FAB CORONADO STONE NERO V3
600x600mm
MATT



FAB EARTH LIGHT GREY V3
600x600mm
MATT



FAB FLOS ROSATO V4
600x600mm
MATT



FAB IRISH CREMA V4
600x600mm
MATT



FAB DRAGO GREY DARK V4
600x600mm
MATT



FAB EARTH DARK GREY V3
600x600mm
MATT



FAB MONTANA BEIGE VC VI
600x600mm
MATT



FAB NEO ETHOS BEIGE V4
600x600mm
MATT



FAB ESCARA GREY LIGHT V4
600x600mm
MATT



FAB FLOS LIGHT GREY V4
600x600mm
MATT



FAB MONTANA NERO VC VI
600x600mm
MATT



FAB NEO ETHOS COTTO V4
600x600mm
MATT

MATT

600x600mm


GLAZED VITRIFIED TILES



FAB NEO ETHOS GREY V4
600x600mm
MATT



FAB TERRAZO BIANCO STONE V2
600x600mm
MATT




FAB TERRAZO CREMA STONE V2
600x600mm
MATT



FAB TIVOLI STONE CREMA V3
600x600mm
MATT



FAB ODER STONE GREY V4
600x600mm
MATT



FAB TERRAZO GREY STONE V2
600x600mm
MATT




FAB TIVOLI STONE BIANCO V3
600x600mm
MATT



FAB TIVOLI STONE TAN V3
600x600mm
MATT




FAB SANDSTONE LIGHT GREY V4
600x600mm
MATT



FAB TERRAZO NERO STONE V2
600x600mm
MATT



FAB TIVOLI STONE COFFEE V3
600x600mm
MATT



FAB TUSCAN STONE BIANCO V4
600x600mm
MATT



FLOOR: FAB MONTANA BEIGE VC



FLOOR: FAB MONTANA BEIGE VC




FAB TUSCAN STONE MUSHROOM V4
600x600mm
MATT




FAB TUSCAN STONE STEEL GREY V4
600x600mm
MATT



FAB DELMON BEIGE VC VI
600x600mm
MATT



FAB MONTANA BIANCO VC VI
600x600mm
MATT



FAB TUSCAN STONE BROWN V4
600x600mm
MATT



FAB IMP ADRIK MUSHROOM V4
600x600mm
MATT



FAB DELMON GREY VC VI
600x600mm
MATT




FAB MONTANA GREY VC VI
600x600mm
MATT

600x
600mm

GLAZED VITRIFIED TILES


SATIN MATT




TEMPERATURE
RESISTANT


EASY TO
CLEAN


FROST
RESISTANT


EASY TO
LAY


CHEMICAL
RESISTANT



FLOOR: FAB DELMON BEIGE VC




FLOOR: FAB DELMON BEIGE VC

SATIN MATT

600x600mm

GLAZED VITRIFIED TILES



FAB BAYAS MOCA VC




600x600mm
SATIN MATT



FAB LIVING STONE CREMA VC



600x600mm
SATIN MATT



FAB GLACIER WHITE VC



600x600mm
SATIN MATT

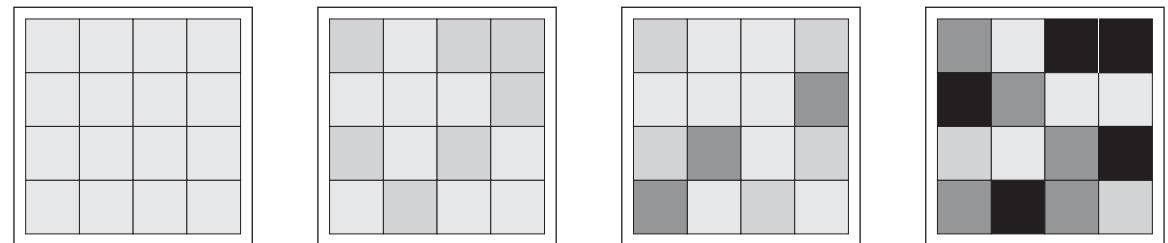


FLOOR: FAB TUSCAN STONE BROWN

DESIGN, PATTERN & SHADE VARIATION GUIDE

Current development efforts have made ceramic tiles resemble and look authentically like natural materials (Stone, Wood, Fabric).

Recognising this situation, it is necessary to be informed of the grade of design & pattern variation that is expected from these products. As a general guide, the design & pattern guide given below classifies the range according to the degree of variation.



V1 Minimal Variation **V2** Slight Variation **V3** Moderate Variation **V4** Substantial Variation

The classification is as follows:

V1 Minimal Variation **V2** Slight Variation **V3** Moderate Variation **V4** Substantial Variation


A Cross-Section of VC Shield Tile

Delivers abrasion resistance more than four times superior to the standards defined in PEI Class 5.

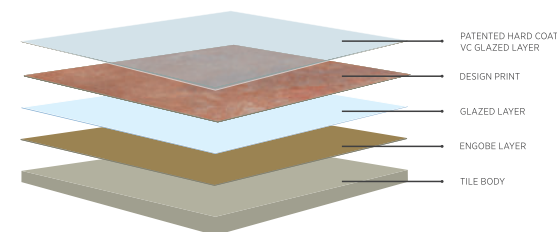
VEILCRAFT (VC) SHIELD

Introducing the revolutionary, patented VeilCraft (VC) Hard Coat Shield Technology a high abrasion-resistant glaze composition and the first-ever patented technology in the Indian ceramic industry. Engineered for exceptional surface durability and aesthetic precision, it is ideal for a wide range of commercial and residential applications.

Withstands up to 50,000 revolutions (GVT tiles) and up to 25,000 revolutions (Ceramic tiles), tested as per PEI methodology.




INDIA'S MOST DURABLE TILES



VEILCRAFT (VC) SHIELD

PATENT CERTIFICATE



TECHNICAL SPECIFICATION

PACKAGING DETAIL FOR FAB COLLECTION				
Nominal Size (mm)	Thickness (mm)	Avg. Wt. Per Carton (Kgs.)	No. of Tiles Per Carton	Coverage Area Per Carton
600x600mm	8.5mm	27.40	4	1.44sq.mtr./15.50sq.ft.

TECHNICAL SPECIFICATION FOR FAB COLLECTION				
Characteristics	Requirement as per IS 15622 :2017 E ≤ 0.08 Group B I a	Requirement as per ISO 13006:2018 ≤ 0.5% Group B I a	Our Values	Test Method
A) Dimension & Surface Quality				
i) Length & Width	± 0.10%	± 0.5%	± 0.10%	IS 13630 Part 1 / ISO 10545-2
ii) Thickness	± 5.00%	± 5.00%	± 4.0%	
iii) Straightness of Side	± 0.10%	± 0.50%	± 0.10%	
iv) Rectangularity	± 0.10%	± 0.60%	± 0.10%	
v) Surface Flatness				
a) Center Curvature (%) (Max.Deviation)	± 0.50%	± 0.50%	± 0.2 %	
b) Edge Curvature (%) (Max.Deviation)	± 0.50%	± 0.50%	± 0.2 %	
c) Corner Warpage (%) (Max.Deviation)	± 0.50%	± 0.50%	± 0.2 %	
vi) Surface Quality	Min. 95 % of tiles will be free from visible defects	Min. 95 % of tiles will be free from visible defects	Min. 95 % of tiles will be free from visible defects	
B) Physical Properties				
i) Water Absorption	Avg. ≤ 0.08%, Individual Max 0.1%	Avg. ≤ 0.5%, Individual 0.6% Max	Avg. ≤ 0.08%, Individual Max 0.1%	IS 13630 Part 2 / ISO 10545-3
ii) Modulus of Rupture [N/mm ²]	Avg. 35, Individual 32 Min	Avg. 35, Individual 32 Min	Avg. > 35, Individual 32	IS 13630 Part 6 / ISO 10545-4
iii) Breaking Strength in N	1300	Min 1300	Min 1300	
iv) Moisture Expansion in mm/m	0.02	Test Method Available	0.02	IS 13630 Part 3 / ISO-10545-10
v) Scratch Hardness of Surface (Mohs)	Min 5	N/A	Min. 5 (For Matt & RT), Min. 3 (For Polished)	IS 13630 Part 13
vi) Resistant to Abrasion of Glazed Tiles (Class I to V)	Min II	Abrasion Class & Cycle Passed	Class V (For Matt & RT), Class III (For Polished)	IS 13630 Part 11 / ISO 10545-7
vii) Coefficient of Linear Thermal Expansion From Ambient Temperature to 100° C	6 X 10 ⁻⁶ K ⁻¹ Max	Test Method Available	6 X 10 ⁻⁶ K ⁻¹ Max	IS 13630 Part 4 / ISO 10545-8
viii) Thermal Resistant	10 Cycle Min	Required	10 Cycle Passed	IS 13630 Part 5 / ISO-10545-9
ix) Craze Resistant	4 Cycle @ 7.5 Bar Min	Required	4 Cycle Passed	IS 13630 Part 9 / ISO 10545-11
x) Impact Resistant as Coefficient of Restitution (COR)	0.55 Min	Test method available	0.55 Min	S 13630 Part 14 / ISO 10545-5
xi) Frost Resistant	Required	Required	100 Cycle Passed	IS 13630 Part 10 / ISO 10545-12
C) Chemical Resistant (Glazed Tiles)				
i) Stain Resistant	Min Class 1	Min Class 3	Min Class 1 (For Matt), Min Class 2 (For Polished)	IS 13630 Part 8 / ISO 10545-14
ii) Resistant to Household Chemicals	Min Class AA	Min B	Min Class AA	IS 13630 Part 8 / ISO 10545-13
iii) Resistant to Acids and Alkalis (With Exception of Hydrofluoric Acid and its Compounds)	Required if Agreed	Declared Value ¹	Min Class AA	

The tiles in this catalogue are reproduced using four-colour printing, and the tiles may not be displayed in accurate sizes. Therefore, we strongly recommend customers check the physical samples before placing an order. The "Technical Specification" applies exclusively to premium-quality Somany wall and floor tiles. Please inspect the tiles thoroughly before installation, as we don't accept any complaints once the tiles have been applied or fixed. Additionally, complaints regarding borders, highlighters, or motifs will not be entertained after purchase.

NOTE

SOMANY

TILE VISUALISER

SOMANY



Choosing the perfect tile for your dream home should be exciting, not overwhelming! With endless styles, colours, and finishes to explore, how do you ensure your choice truly brings your vision to life? That's where our Tile Visualiser transforms the experience. From the intuitive 2D Studio Visualiser to the immersive Panoramic-Studio Visualiser, and even the AI-powered Your-Space-Studio Visualiser, you get a seamless, real-world preview of your selections. Instantly see how different tiles look in your space and make confident design decisions—because what you see is exactly what you'll get.

Your dream tile? Just a click away.

Toll Free: 1800-103-0004 | www.somanyceramics.com

SOMANY[®] Ezy Fix

Tile Adhesive | Epoxy Grout | Cement Polymer Grout | PU Adhesive | Grout Admix | Tile Cleaner

SOMANY[®]
Bathware

SOMANY
French Collection



Lasting Bonds Made Ezy

Behind Every Stunning Tile, there's a Stronger Bond!
Experience the power of reliable tiling with Somany Ezy Fix. From ceramic and porcelain tiles to natural stone and marble, our adhesives work on all surfaces — walls, floors, indoors, outdoors, and facades. Available in cement-based and PU-based options, they offer strong adhesion across all sizes and materials. Complementing this, our cement and epoxy grouts ensure tight, durable joints that last. No matter the project, Somany Ezy Fix delivers a bond that's built to last.




For detailed instructions scan the QR code



Water Closet : Jazz Plus Wall Hung | Shower control : Elysees Single Lever Diverter and Wall Spout Chrome | Shower : Diamante Overhead Shower with arm Chrome
Allied Products : Grace Health Faucet and Giza Paper Holder Chrome | Tiles used - Wall & Floor Area : Lumiere Beige 180 Engravo MT | Shower Area : Colorato Bianco 180 Grit

- 
EASY TO USE
- 
HIGH STRENGTH
POLYMER FORTIFIED
ADHESIVE
- 
WIDE APPLICATION
RANGE
- 
HIGHLY
FLEXIBLE
- 
SUITABLE FOR
WET WALL
SURFACES
- 
SELF - CURING
ADHESIVE
- 
SUITABLE FOR
TILE ON TILE
APPLICATION



Water Closets | Basins | Faucets | Showers | Water Heaters | Accessories

To know more visit at www.somanyceramics.com or call on Toll Free: 1800 103 0004

Toll Free: 1800-103-0004 | www.somanyceramics.com